


MYSTERY MESSAGE



Replace each Y with the letter that should be there. The message now reads: **THE EXCLUSION OF CERTAIN LETTERS MAKES THIS MESSAGE UTTER NONSENSE.**

Those letters on their own, plus the final E, make a list of directions to follow.

EES NEN EES ESS ESS EEN NSE NSE




Here are the directions shown on the floor. The water's edge is where you should end up.

It should be noted here that if you deviate at all from the path then you won't be able to get to the star. There are hidden buttons which raise a gate that blocks your way.



Standing in this spot for a few seconds will result in a bridge popping up in two places. One where you are and one up above.


Go across this bridge to the other sign.



The second message looks a little strange at first. What could it mean? What could the letters stand for?

Could the W's be water perhaps? Find where the water looks the same shape. Those X's could be bridges then, and the blinking O's the path to follow.

Where do you start though? There is a definite arrow at the right side showing the way off, so could the I and the V be another arrow showing the way on?



Looking at the floor you can see that the water and the bridges are in the same places as on the message, and if you follow the path it takes in those two coins.

So you now have your path from the top left bridge to one of those bridges that popped up earlier.

Walk round the edge to the first bridge and follow the path to the second.

Go get your star.